
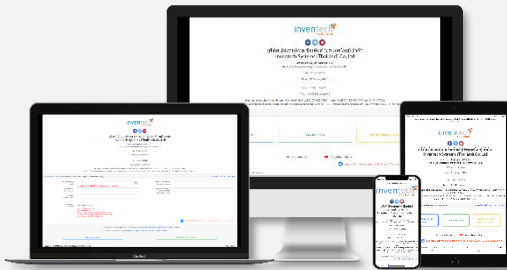


Guidelines for attending of Electronic Meeting by Inventech Connect

Shareholders and proxies wishing to attend the meeting can proceed according to the procedure for submitting the request form to attend the meeting via electronic media as follows :

Step for requesting Username & Password from via e-Request system

1. The Shareholders must submit a request to attend the meeting by Electronic Means via Web Browser at <https://app.inventech.co.th/PRINC081230R> or scan QR Code  and follow the steps as shown in the picture



- 1 Click link URL or scan QR Code in the letter notice Annual General Meeting.
- 2 Shareholders choose to file a request form.
- 3 Fill in the information shown on the registration page.
- 4 agree to the Requirements for Meeting Attendance via the Inventech Connect.
- 5 Click "Request" button.
- 6 Please wait for an email from the officer informing you of meeting details and Username & Password.

**** 1 email account per 1 shareholder ID****

2. For Shareholders who would like to attend the Meeting either through the Electronic Means by yourself or someone who is not the provided independent directors, please note that the electronic registration will be available from 11 April 2022 at 8:30 a.m. and shall be closed on 25 April 2022 Until the end of the meeting.

3. The electronic conference system will be available on 25 April 2022 at 08:00 a.m. (2 hours before the opening of the meeting). Shareholders or proxy holders shall use the provided Username and Password and follow the instruction manual to access the system.

Appointment of Proxy to the Company's Directors


For Shareholders who authorize one of the Company's Independent Directors to attend and vote on his or her behalf, please submit the proxy form together with required documents to the Company by mail to the following address. Such proxy form and required documents shall be delivered to the Company by 22 April 2022.

Principal Capital Public Company Limited.


23rd floor, Bangkok Business Center Building, No. 29,

Sukhumvit 63 Road, Klongton Nua Sub-district, Wattana District, Bangkok, 10110

If you have any problems with the software, please contact Inventech Call Center

 02-931-9136

 @inventechconnect

 The system available during 11 - 25 April 2022 at 08.30 a.m. – 05.30 p.m.

(Specifically excludes holidays and public holidays)



Report a problem

Installation Guide for Webex Meetings

For IOS Operating System

1 Go to Application **App Store**



2 Search **Webex Meetings**



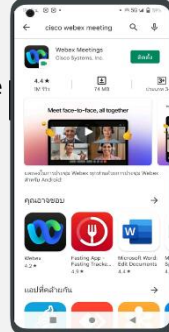
- 3 Click **"GET"** for install application
- 4 Please **wait** until to download is complete
- 5 **Finish** the application has installed it will appear on your smart phone

For Android Operating System

1 Go to Application **Play Store**



2 Search **Webex Meetings**



- 3 Click **"INSTALL"** for install application
- 4 Please **wait** until to download is complete
- 5 **Finish** the application has installed it will appear on your smart phone

For Windows Operating System

1 Go to website <https://www.webex.com/downloads.html>

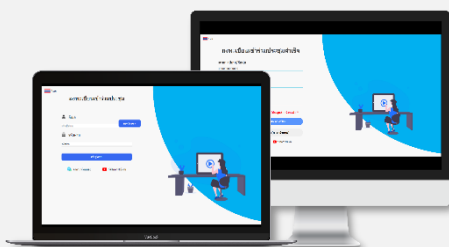
2 Click **"For Windows (64 bit)/For Windows (32 bit)"** choose to the operating system on your computer.



- 3 Click the downloaded file **"webexapp.msi"** for installation Webex Meetings.
- 4 Click **"Next"** button for install program.
- 5 Please **wait** until to download is complete.
- 6 Click **"Finish"** button when the system finishes installation.
- 7 Click **"Agree"** button for accept the terms in the license
- 8 Enter **"your email"** and click **"Next"** button to get access.

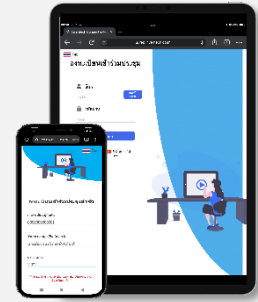
Step for registration for attending the meeting (e-Register)

- 1 Click registration link URL from email approved.
- 2 Get Username and Password that you received from your email or request OTP to login.
- 3 Click **"REGISTER"** button the system has already registered and counted as a quorum.
- 4 Click **"Live broadcast"** button




- 5 Use Cases PC/Laptop : Please fill in the details to register to watch the live broadcast via the Webex Meetings Application as follows
- 5.1 Fill in the email address in the Email Address field to match the email address you submitted the application form.
- 5.2 Click **"Join Now"** button
- 5.3 Click **"Run a temporary application"**
- 5.4 Click the downloaded file.
- 5.5 Click **"Join Event"** button to attend the meeting.

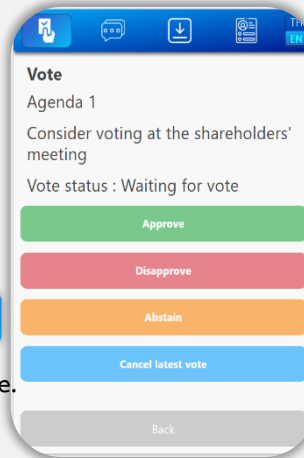
- 5 Use Cases Mobile/iPad : Please fill in the details to register to watch the live broadcast via the Webex Meetings Application as follows
- 5.1 Click “Join” button
In case if never use Webex Meetings. In the first use it will have get popup, you must click "ACCEPT" (Android) or click "I Accept" (iOS).
- 5.2 Enter your name in the Name box, fill out email in an e-mail address box match the e-mail address for submitting the application.
- 5.3 Click “Accept” for accept access for application.
- 5.4 Click “Join” button to get in to meeting.






Step voting process (e-Voting)


Use Cases PC/Laptop

- 1 Click “Continue” button on menu “Multimedia Viewer”.
- 2 Get Username and Password that you received from your email or request OTP to login.
- 3 Click “REGISTER” button.
- 4 Click on menu “Voting” or symbol 
- 5 Select which agenda that you want to vote.
- 6 Click the voting button as you choose.
- 7 The system will display status your latest vote.






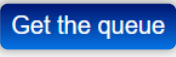
Use Cases Mobile/iPad

- 1 Click on menu “Participants” or symbol 
- 2 Click on menu “Chat” and choose message from Inventech connect (Android) or click on “Chat” or  symbol (iOS)
- 3 Shareholders can click link in the chat message.
- 4 Then click on “Continue” button.
- 5 Get Username and Password that you received from your email or request OTP to login.
- 6 Click “REGISTER” button.
- 7 Click on menu “Voting” or symbol 
- 8 Select which agenda that you want to vote.
- 9 Click the voting button as you choose.
- 10 The system will display status your latest vote.

To cancel the last vote, please press the button  (This means that your most recent vote will be equal to not voting, or your vote will be determined by the agenda result) Shareholders can conduct a review of the votes on an agenda basis. When the voting results are closed.

Step to ask questions via Inventech Connect



- Click “Ask a question” on menu or symbol 
- 1** Ask a question via send the question.
 - Select which agenda that you want to ask.
 - Type the question then click “Send” 
- 2** Ask the question via video record.
 - Select which agenda that you want to ask.
 - Click “Get queue ask the question via video” button or symbol 
 - Fill out your name that show in Webex
 - Click ““Get the queue” button or symbol 
 - Please wait for the signal from the officer to ask questions in the Chat channel.

Installation Guide for Webex Meetings and How to use Inventech Connect



1 User Manual
via e-Request



2 Installation Guide for
Webex Meetings

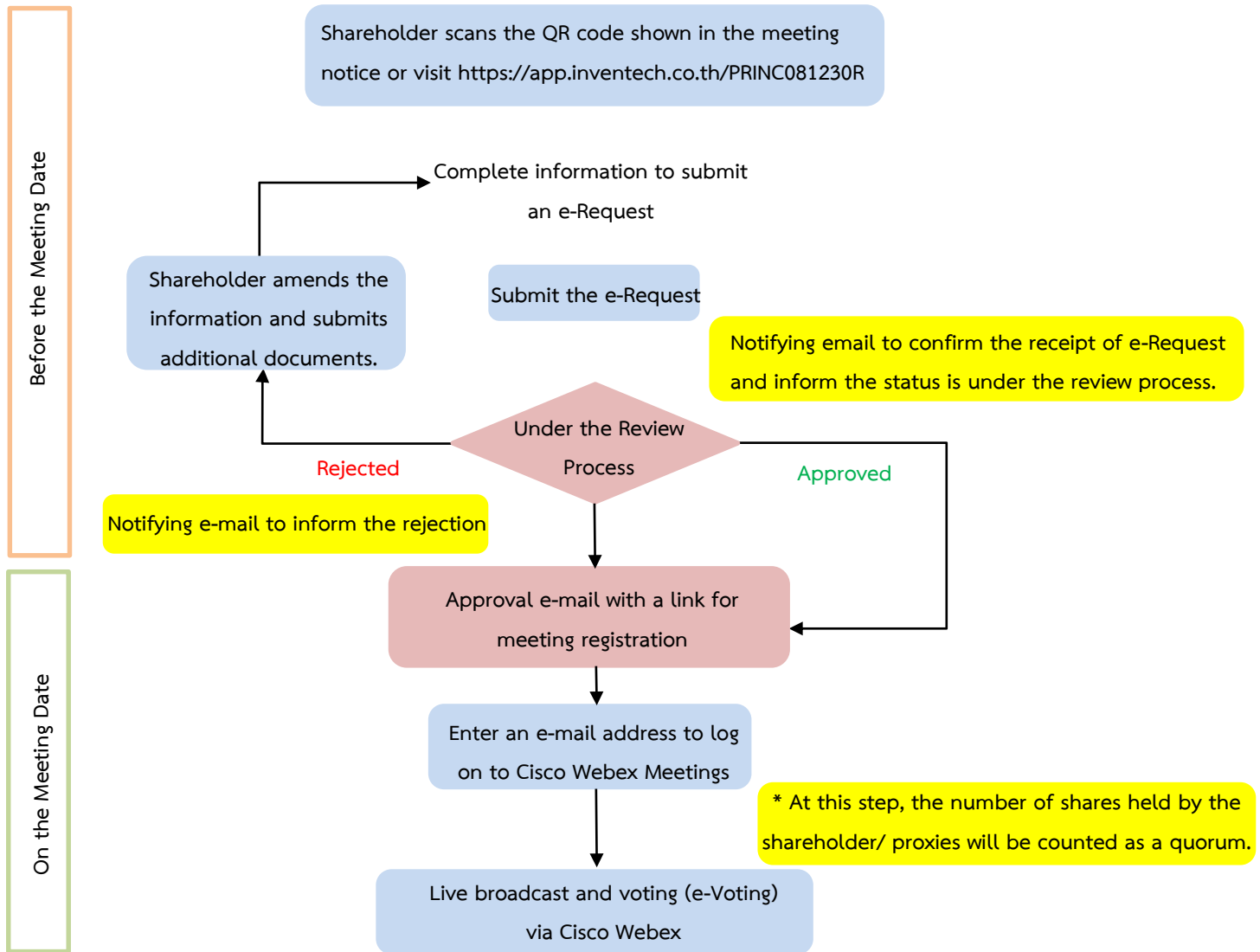


3 User Manual
Inventech Connect

Note Operation of the electronic conferencing system and Inventech Connect systems. Check internet of shareholder or proxy include equipment and/or program that can use for best performance. Please use equipment and/or program as the follows to use systems.

1. Internet speed requirements
 - High-Definition Video: Must be have internet speed at 2.5 Mbps (Speed internet that recommend).
 - High Quality Video: Must be have internet speed at 1.0 Mbps.
 - Standard Quality Video : Must be have internet speed at 0.5 Mbps.
2. Equipment requirements.
 - Smartphone/Tablet that use IOS or android OS.
 - PC/Laptop that use Windows or Mac OS.
3. Requirement Browser Firefox or Chrome (Recommend) or Safari

Flowchart for the Meeting Attendance via e-Meeting



Note

1. For a proxy appointed by multiple shareholders:

- Such proxy may press the "Switch Account" button to log into other accounts, and the votes and the meeting quorums of previously used accounts will still be included as the base number of votes.

2. Leaving the meeting

- Meeting participants may press the "Leave Meeting" button to leave the meeting. As such, the votes of shareholders/proxies will be annulled for the remaining agenda items that have not yet been voted on.

Details of Independent Directors who are Nominated to be the Shareholders' Proxy
1. Mrs. Unakorn Phruithithada

Age 64 years

Position Independent Director and Chairman of Audit Committee

Date of Appointment April 26, 2021 (1 years)

Education

- Bachelor of Accounting (1st Class Honour), Thammasat University
- Master of Accounting (1st score level), Thammasat University
- Master of The Computer Application and Information System with Distinction, New York University, USA.

Training

- Advanced Audit Committee Program (AACP) Class 37/2020 / Thai IOD
- Director Certification Program (DCP) Class 48/2004 / Thai IOD
- Director Examination (Exam) Class 14/2004 / Thai IOD
- The Executive Program "Thammasat for Society" Class 3
- The Executive Program "Thammasat for Society and World" Class 1

Work Experience

2021 – present Independent Director and Audit Committee Principal Capital PCL.

Listed Companies

2019 – present Independent Director and Audit Committee Srirang Glove (Thailand) PCL.

Non Listed Companies

2017 – present Chairperson of the Subcommittee to study Federation Accounting Professions under the and follow the development of IFRS, Royal Patronage of His Majesty the King

1994 – 2018 Partner of PricewaterhouseCoopers Ltd.

Recruitment rules and procedures. The Board had considered their qualifications and was of the opinion that the aforementioned persons have educational qualification, knowledge, capability and experience that will be valuable for the Company and their qualifications meet the requirements under the Stock Exchange of Thailand's and the Company's definition.

The company's securities holdings None

Directly and indirectly in business of None

Forbidden Qualifications

- Never dishonestly committed an offence against property
- Never entered into any transaction which may cause conflict of interest against company during the year

Conflict of Interests in the Proposed Agenda None

2. Associate Professor Dr. Sillapaporn Srijunpetch

Age 58 years

Position Independent Director

Date of Appointment April 26, 2021 (1 years)

Education

- Bachelor of Accounting (Honour), Thammasat University
- Master of Accounting, Thammasat University
- Master of Business Administration, George Washington University, USA.
- Ph. D. in Accounting, Manchester Business School, Manchester University, UK.

Training

- Director Accreditation Program (DAP) 51/2006 / Thai IOD
- Corruption Protection in the Organization by PricewaterhouseCoopers Consulting (Thailand) Co., Ltd.

Work Experience

2021 – present Independent Director and Audit Committee Principal Capital PCL.

Listed Companies

2548 – 2018 Independent Director and Audit Committee CS Loxinfo PLC.

Non Listed Companies

2017– present Audit Committee Automotive Institute

2016 – present Head of Accounting Department, Faculty of Commerce and Accounting Thammasat University

2016 – present Audit Committee Small & Medium Industrial Institute

Recruitment rules and procedures. The Board had considered their qualifications and was of the opinion that the aforementioned persons have educational qualification, knowledge, capability and experience that will be valuable for the Company and their qualifications meet the requirements under the Stock Exchange of Thailand's and the Company's definition.

The company's securities holdings None

Directly and indirectly in business of None

Forbidden Qualifications Never dishonestly committed an offence against property
Never entered into any transaction which may cause conflict of interest against company during the year

Conflict of Interests in the Proposed Agenda None